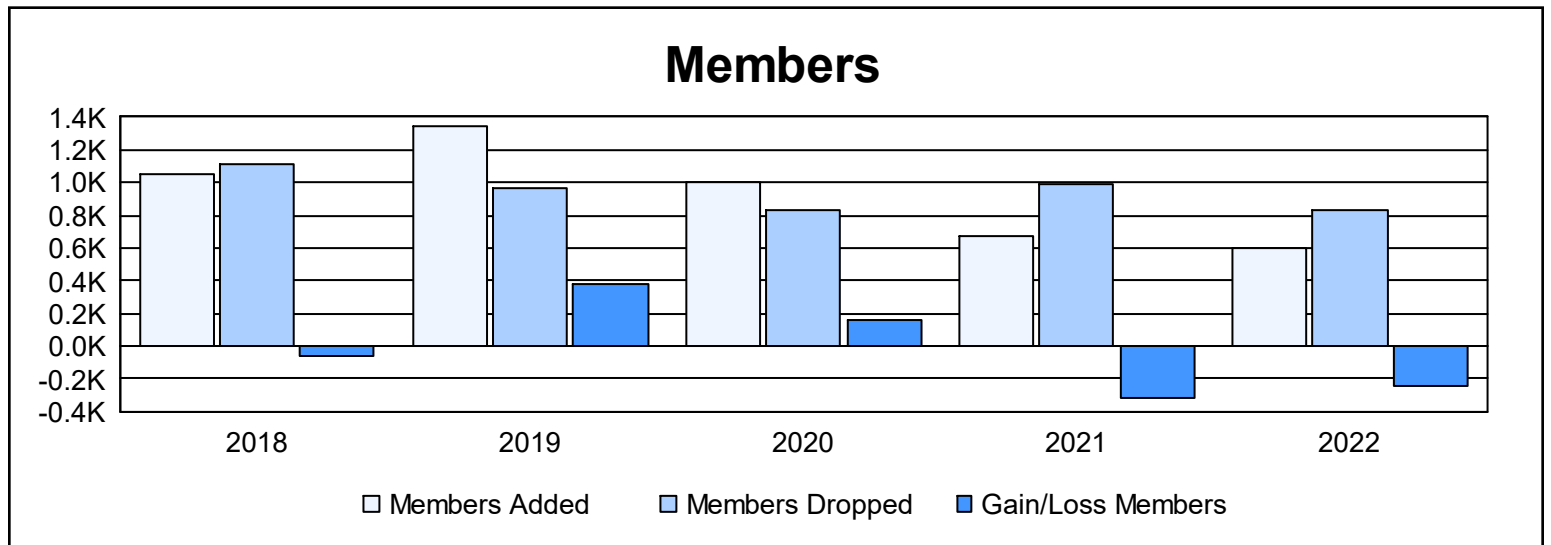
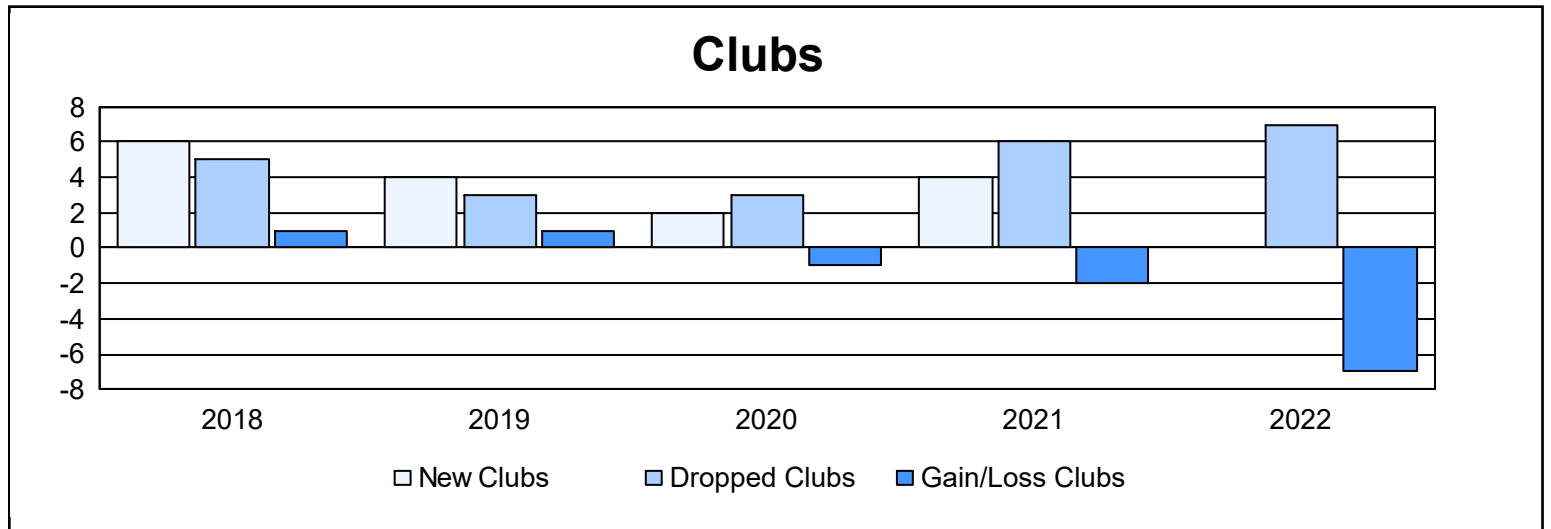
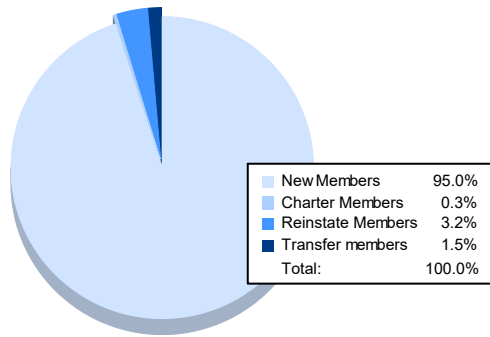


Year	New Clubs	Dropped Clubs	Gain/ Loss Clubs	New Members	Charter Members	Reinstate Members	Transfer Members	Total Member Added	Total Members Dropped	Gain/ Loss Members
2017-2018	6	5	1	815	166	68	6	1,055	1,112	-57
2018-2019	4	3	1	1,181	112	50	3	1,346	965	381
2019-2020	2	3	-1	874	93	29	4	1,000	837	163
2020-2021	4	6	-2	524	114	34	2	674	990	-316
2021-2022	0	7	-7	567	2	19	9	597	837	-240
<b>Average</b>	<b>3</b>	<b>5</b>	<b>-2</b>	<b>792</b>	<b>97</b>	<b>40</b>	<b>5</b>	<b>934</b>	<b>948</b>	<b>-14</b>



### Membership Composition June 2022 Cumulative



### Gender Composition June 2022 Cumulative

